

Scaled data based on original data using
LM-79-08 Approved Method: Electrical and Photometric Measurements of Solid-
State Lighting Products

Test Report Prepared for
Cooper Lighting Solutions
(formerly Eaton)

Brand: McGRAW-EDISON

Report Number: P191939

Luminaire Tested: **GLEON-AF-01-LED-E1-SL3-7050-1200-HSS**

Issue Date: 3/3/2020

Test Information

Test Method: LM-79-08
Report Number: P191939
TEST IS SCALED FROM IESNA LM-79-08 TEST DATA (P24289)
Test Lab: INNOVATION CENTER P2
Issue Date: 3/3/2020
Manufacturer: COOPER LIGHTING SOLUTIONS (FORMERLY EATON)
Product Line: MCGRAW-EDISON
Catalog Number: GLEON-AF-01-LED-E1-SL3-7050-1200-HSS
Description: GALLEON AREA AND ROADWAY LUMINAIRE
(1) 70 CRI, 5000K, 1200mA LIGHTSQUARE WITH 16 LEDS EACH AND TYPE III
SPILL LIGHT ELIMINATOR OPTICS WITH HOUSE SIDE SHIELD
Light Source: -
Ballast/Driver: ELECTRONIC DRIVER

Summary

Lumens per Lamp: N/A
Luminaire Lumens: 5841 lumens
Efficiency: N/A
Efficacy: 87.2 lumens/watt
Luminous Opening: Rectangular (W 0.5' x L: 0.5' x H: 0')
IES Classification: Type III - Short - Non-Cutoff
BUG Rating: B1 - U0 - G2

Input Watts (W): 67
Input Voltage (V): NR
Input Current (Ain): NR
Voltage Rise (V): NR
Power Factor: NR
Total Harmonic Distortion (THDi): NR
Frequency (hertz): 60
Stabilization Time: NR
Operation Time: NR
Ambient Temperature (°C): NR
Test Distance: 25 FT

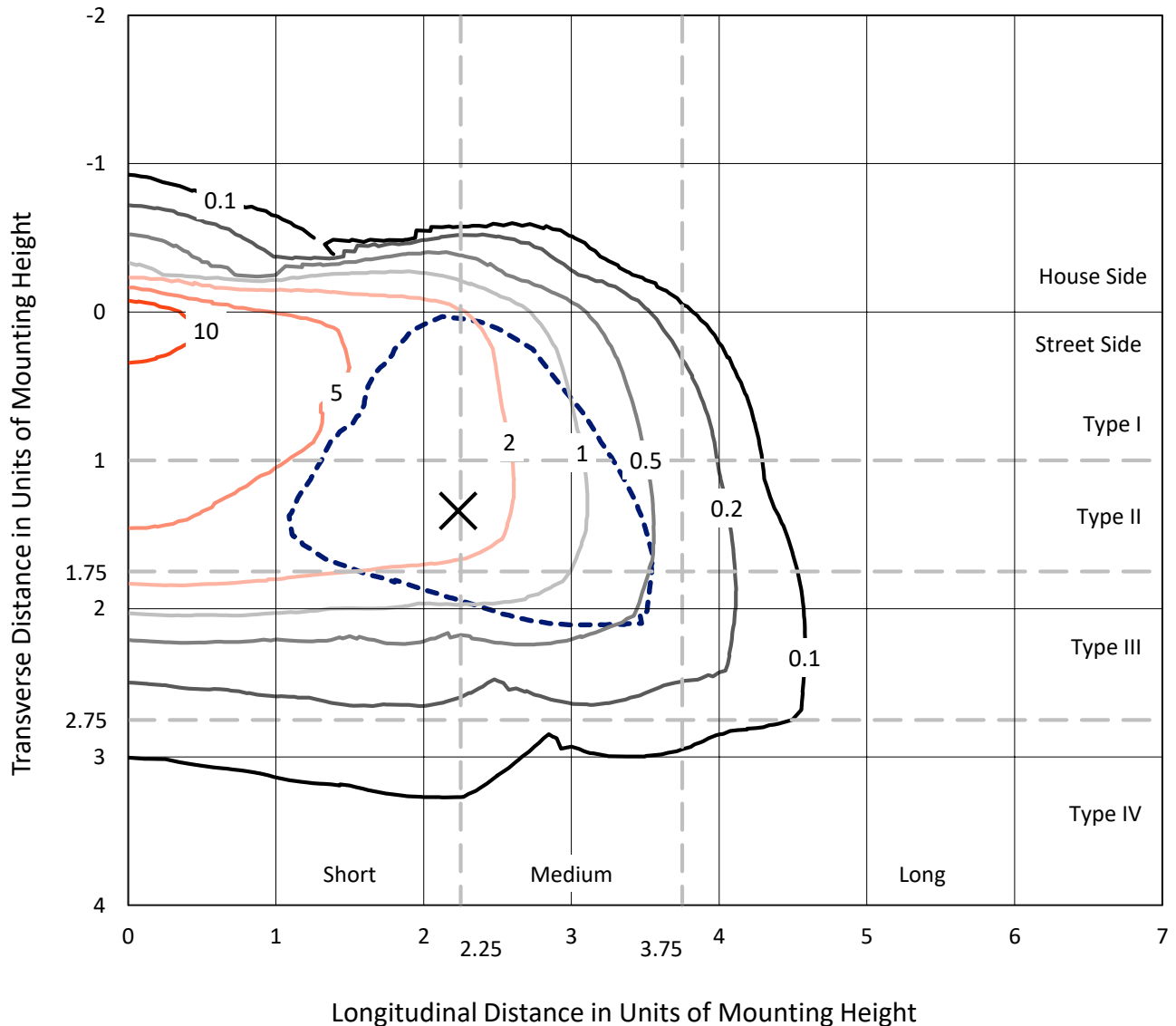


REPORT NUMBER: P191939

CATALOG NUMBER: GLEON-AF-01-LED-E1-SL3-7050-1200-HSS

Iso-Footcandle Lines of Horizontal Illumination

× Max cd
 - - - 1/2 Max cd

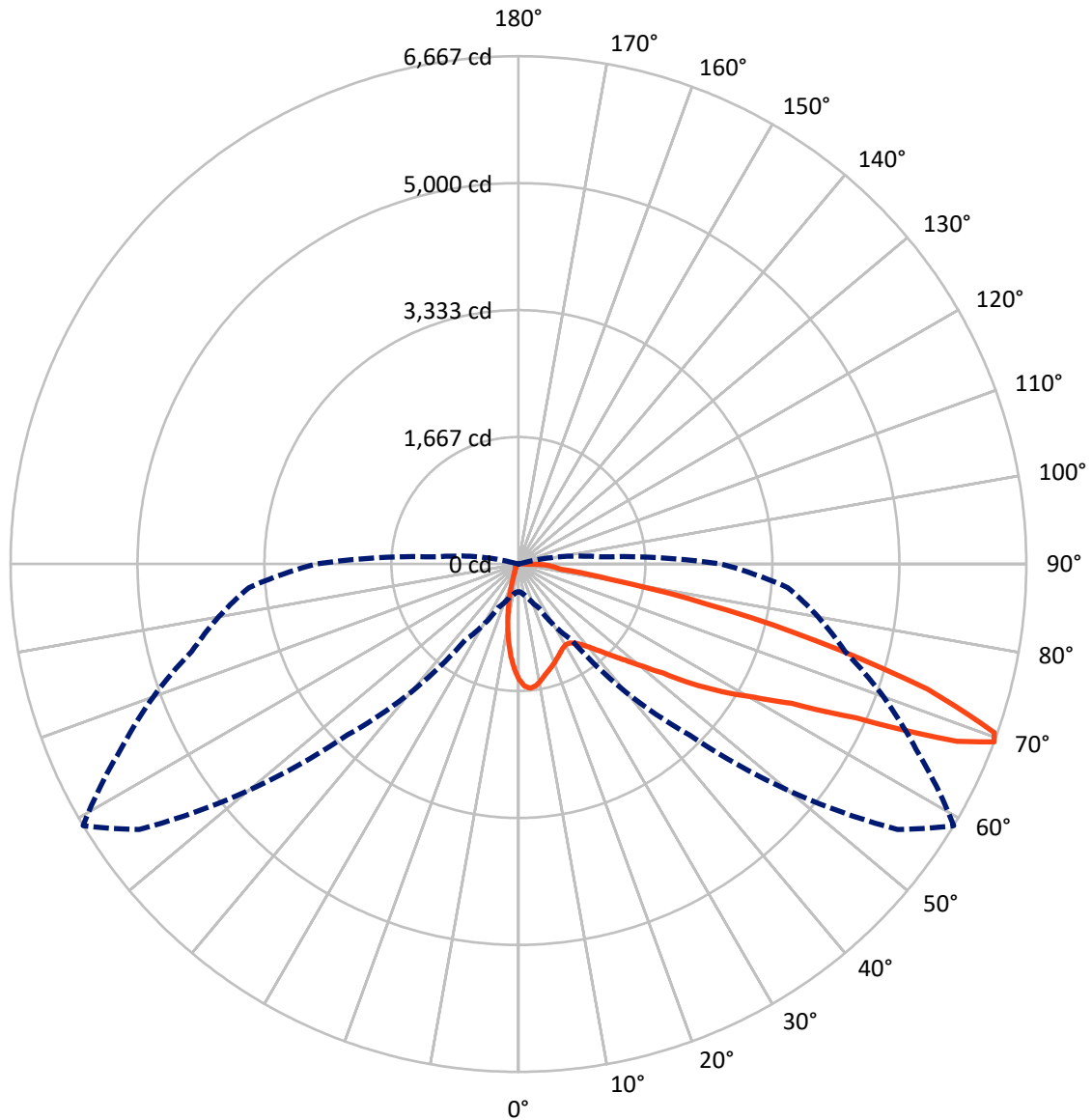


Based on 10 foot mounting height. Maximum calculated value = 15.3 fc
 Type III - Short - Non-Cutoff

REPORT NUMBER: P191939

CATALOG NUMBER: GLEON-AF-01-LED-E1-SL3-7050-1200-HSS

Luminous Intensity Polar Plot



— Vertical Plane Through 59-Deg Lateral - - - Horizontal Cone Through 69-Deg Vertical

REPORT NUMBER: P191939

CATALOG NUMBER: GLEON-AF-01-LED-E1-SL3-7050-1200-HSS

FLUX DISTRIBUTION:

		Downward	Upward	Total
House Side	Lumens	475.7	0.0	475.7
	% Fixture	8.1	0.0	8.1
Street Side	Lumens	5365.3	0.0	5365.3
	% Fixture	91.9	0.0	91.9
Total	Lumens	5841.0	0.0	5841.0
	% Fixture	100.0	0.0	100.0

Coefficient of Utilization

ZONAL LUMENS:

Zone	Lumens	% Fixture
0°-10°	123.4	2.1
10°-20°	255.0	4.4
20°-30°	343.1	5.9
30°-40°	498.2	8.5
40°-50°	829.5	14.2
50°-60°	1294.0	22.2
60°-70°	1601.3	27.4
70°-80°	811.5	13.9
80°-90°	84.9	1.5
90°-100°	0.0	0.0
100°-110°	0.0	0.0
110°-120°	0.0	0.0
120°-130°	0.0	0.0
130°-140°	0.0	0.0
140°-150°	0.0	0.0
150°-160°	0.0	0.0
160°-170°	0.0	0.0
170°-180°	0.0	0.0
0°-90°	5841.0	100.0
0°-180°	5841.0	100.0



REPORT NUMBER: P191939

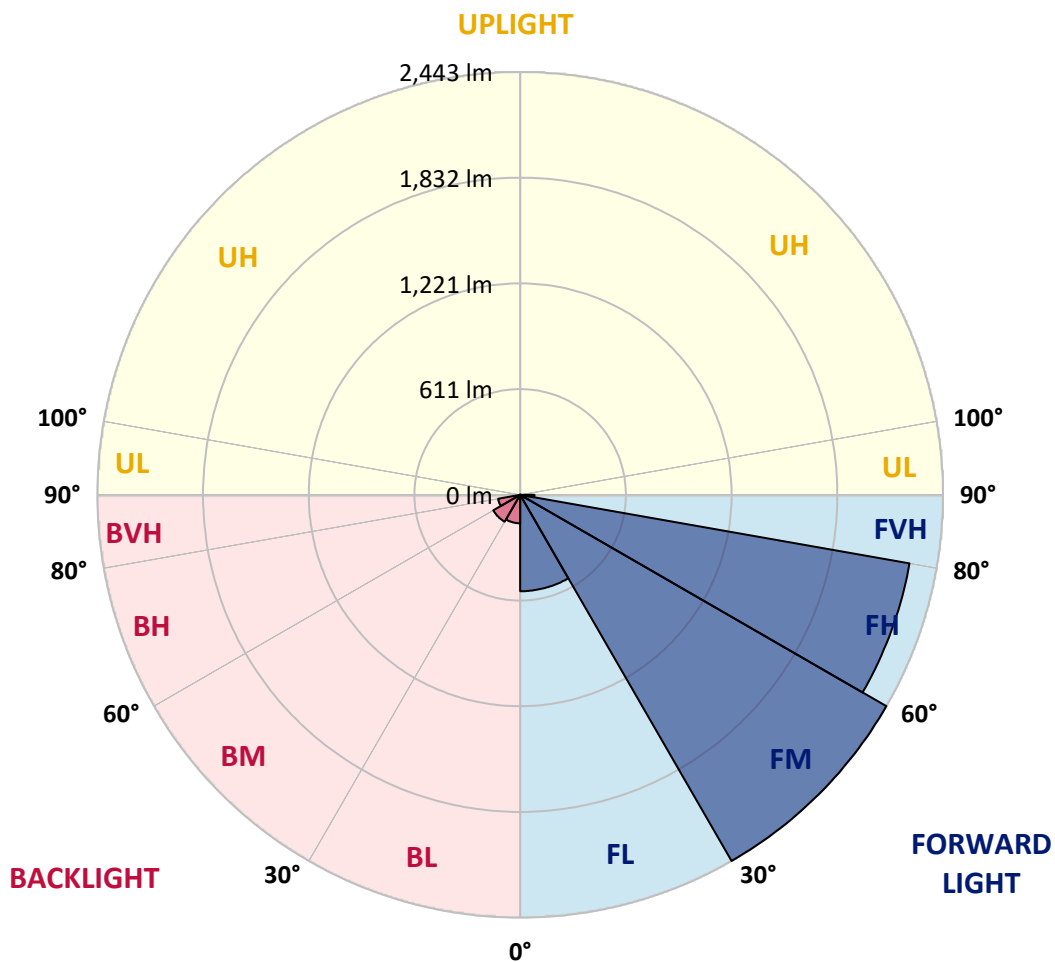
CATALOG NUMBER: GLEON-AF-01-LED-E1-SL3-7050-1200-HSS

LUMINAIRE CLASSIFICATION SYSTEM LUMEN TABLE AND BUG RATING:

Zone		Lumens	% Fixture	Zone Rating/Lumen Limit		
				B	U	G
FL	(0°-30°)	556.9	9.5			
FM	(30°-60°)	2442.5	41.8			
FH	(60°-80°)	2283.6	39.1			G2/5000
FVH	(80°-90°)	82.3	1.4			G1/100
BL	(0°-30°)	164.6	2.8	B1/500		
BM	(30°-60°)	179.2	3.1	B0/220		
BH	(60°-80°)	129.2	2.2	B1/500		G1/500
BVH	(80°-90°)	2.6	0.0			G0/10
UL	(90°-100°)	0.0	0.0		U0/0	
UH	(100°-180°)	0.0	0.0		U0/0	

BUG Rating: B1-U0-G2

Type III Short





REPORT NUMBER: P191939

CATALOG NUMBER: GLEON-AF-01-LED-E1-SL3-7050-1200-HSS

CANDELA DISTRIBUTION (FULL):

	0°	5°	15°	25°	35°	45°	55°	59°	65°	75°	85°
0°	1520.3	1520.3	1520.3	1520.3	1520.3	1520.3	1520.3	1520.3	1520.3	1520.3	1520.3
2.5°	1666.3	1665.7	1658.4	1655.1	1649.1	1636.6	1617.1	1606.9	1590.4	1561.6	1523.0
5°	1651.1	1659.1	1663.3	1663.7	1668.0	1663.3	1645.8	1637.3	1614.5	1568.2	1498.9
7.5°	1548.1	1551.0	1563.3	1573.8	1594.3	1613.8	1620.1	1616.4	1602.9	1553.4	1461.2
10°	1437.8	1440.7	1455.3	1469.1	1496.9	1526.9	1558.6	1565.3	1570.9	1532.2	1424.9
12.5°	1342.6	1345.6	1360.5	1378.6	1411.0	1448.0	1497.2	1508.1	1532.9	1512.1	1395.8
15°	1260.7	1262.0	1276.6	1299.0	1337.7	1385.2	1441.1	1458.6	1496.6	1497.9	1370.4
17.5°	1191.0	1194.3	1203.3	1224.7	1267.0	1325.8	1390.9	1416.0	1460.5	1486.0	1345.6
20°	1148.4	1151.7	1151.4	1163.3	1201.3	1264.0	1340.7	1370.7	1424.9	1473.8	1323.5
22.5°	1140.2	1140.2	1131.6	1129.9	1152.4	1204.9	1288.5	1325.1	1392.8	1468.5	1308.0
25°	1169.6	1168.2	1146.8	1129.3	1130.3	1161.6	1237.9	1281.5	1365.8	1472.1	1299.7
27.5°	1231.7	1230.0	1202.9	1169.6	1142.8	1142.5	1199.6	1246.5	1344.3	1489.3	1303.0
30°	1317.5	1316.9	1287.5	1245.5	1197.0	1152.4	1186.4	1229.0	1330.4	1520.3	1310.6
32.5°	1411.3	1410.3	1388.2	1344.0	1282.5	1197.0	1200.3	1236.0	1334.4	1561.6	1329.1
35°	1510.8	1509.1	1499.5	1460.9	1393.2	1279.2	1245.9	1273.6	1359.5	1623.4	1365.4
37.5°	1618.4	1620.1	1627.0	1590.0	1519.0	1394.5	1322.2	1341.0	1410.0	1707.3	1424.5
40°	1777.3	1777.0	1779.3	1730.7	1662.4	1535.5	1428.8	1434.8	1494.6	1818.6	1514.4
42.5°	2065.6	2045.5	1984.4	1885.3	1816.6	1696.7	1563.3	1557.0	1598.0	1956.3	1640.2
45°	2453.1	2410.1	2251.6	2061.7	1973.8	1878.4	1728.7	1708.6	1734.7	2121.8	1795.5
47.5°	2786.3	2741.7	2517.5	2245.3	2140.6	2050.8	1922.6	1886.3	1894.9	2307.1	1992.3
50°	2899.6	2877.8	2682.0	2405.2	2302.1	2267.8	2147.6	2103.3	2091.1	2521.4	2220.5
52.5°	2860.3	2858.7	2728.2	2508.9	2450.1	2492.4	2430.6	2379.4	2334.5	2747.4	2452.7
55°	2797.2	2805.5	2747.0	2599.7	2597.7	2697.5	2817.7	2775.1	2645.0	2992.8	2652.9
57.5°	2623.2	2658.5	2736.5	2771.5	2852.7	2954.8	3140.1	3165.2	3011.3	3180.7	2819.0
60°	2128.4	2206.0	2461.0	2796.2	3181.4	3435.7	3529.2	3550.6	3311.8	3336.9	3043.3
62.5°	1510.8	1590.0	1913.4	2480.5	3186.3	4067.5	4108.8	4024.6	3642.8	3568.5	3430.1
65°	801.9	863.1	1127.3	1790.5	2762.6	4214.2	5122.5	4871.5	4226.7	4023.9	3929.8
67.5°	410.2	428.7	533.8	876.3	1899.2	3743.2	6031.1	6207.8	5233.1	4475.8	3905.7
69°	363.0	373.9	443.6	633.5	1216.1	3170.5	6075.4	6666.6	5760.0	4438.1	3549.3
70°	351.4	361.0	424.4	573.4	950.6	2658.8	5905.9	6626.3	5894.7	4294.8	3283.1
72.5°	298.3	306.5	377.9	506.7	772.6	1319.8	4797.5	5615.0	5289.6	3577.7	2376.4
75°	199.5	226.6	362.7	475.0	718.7	749.8	3162.9	4057.6	3769.3	2413.1	1237.9
77.5°	47.9	51.5	102.4	377.9	657.3	659.9	1626.7	2522.4	2057.4	860.1	292.6
80°	25.8	24.8	28.7	75.0	612.0	619.3	732.3	1224.4	734.6	142.7	96.4
82.5°	18.2	17.2	18.5	31.4	192.6	564.1	529.8	554.2	304.5	54.8	43.3
85°	6.6	6.3	10.2	28.4	60.4	324.3	544.3	457.1	246.7	25.1	31.7
87.5°	2.3	2.0	4.0	15.5	18.5	138.1	335.9	345.5	97.1	15.2	14.9
90°	0.0	0.0	0.0	0.0	0.0	0.0	0.0	0.0	0.0	0.0	0.0



REPORT NUMBER: P191939

CATALOG NUMBER: GLEON-AF-01-LED-E1-SL3-7050-1200-HSS

CANDELA DISTRIBUTION (continued):

	90°	95°	105°	115°	125°	135°	145°	155°	165°	175°	180°
0°	1520.3	1520.3	1520.3	1520.3	1520.3	1520.3	1520.3	1520.3	1520.3	1520.3	1520.3
2.5°	1506.8	1486.3	1448.7	1410.0	1374.3	1331.4	1309.9	1288.8	1279.9	1276.6	1261.1
5°	1463.2	1428.5	1348.6	1268.3	1194.3	1115.7	1063.9	1022.3	997.8	985.9	967.1
7.5°	1407.4	1350.6	1229.3	1105.5	990.2	876.6	792.4	727.6	683.0	661.6	642.1
10°	1353.2	1277.6	1105.2	936.4	779.8	629.2	512.9	428.7	374.9	350.1	334.3
12.5°	1304.7	1206.6	985.3	771.6	575.0	398.7	280.4	213.4	180.0	168.4	162.8
15°	1261.4	1141.2	872.0	615.0	389.4	227.9	153.3	130.5	125.2	125.2	124.5
17.5°	1220.4	1077.1	762.6	468.0	244.4	139.4	116.6	113.6	113.6	114.9	114.9
20°	1181.1	1016.0	656.9	335.9	153.9	110.6	105.4	104.7	105.4	107.0	107.0
22.5°	1147.4	960.5	558.2	230.5	114.3	99.7	97.1	96.1	96.4	97.4	98.1
25°	1122.3	913.6	465.1	156.2	98.4	90.8	87.9	86.2	84.9	84.9	85.5
27.5°	1106.5	874.0	374.9	113.6	88.5	82.6	77.9	75.3	72.3	70.7	71.3
30°	1094.9	836.3	290.3	92.8	79.3	73.3	67.4	63.1	58.8	56.8	57.5
32.5°	1090.6	805.9	217.0	81.9	71.0	64.4	57.1	51.5	46.9	45.2	45.6
35°	1102.2	781.8	158.9	74.0	64.4	56.1	47.9	41.6	38.0	37.0	37.3
37.5°	1132.6	768.9	118.9	67.4	58.5	49.2	40.0	34.0	31.7	31.7	32.0
40°	1190.0	768.6	95.5	62.8	53.2	42.6	33.0	28.7	27.4	28.1	28.4
42.5°	1273.9	786.1	83.2	58.5	48.6	36.3	27.4	24.4	24.1	24.8	25.1
45°	1388.5	818.1	76.6	54.8	43.6	30.4	23.1	21.1	21.1	22.1	22.5
47.5°	1528.9	865.0	71.0	51.2	38.6	25.4	19.8	18.5	18.8	19.8	20.1
50°	1698.0	924.2	65.4	47.2	35.0	21.1	17.2	16.2	16.5	17.8	18.2
52.5°	1890.6	1003.8	60.8	43.6	30.4	17.5	14.5	13.9	14.5	15.9	16.2
55°	2055.7	1075.1	55.2	40.6	24.4	14.5	11.9	11.9	12.6	14.2	14.5
57.5°	2214.6	1149.7	50.2	35.0	19.2	11.6	9.9	10.2	11.2	12.9	13.2
60°	2447.8	1276.2	44.3	29.4	14.5	9.2	8.3	8.6	9.9	11.6	11.9
62.5°	2843.8	1468.8	38.3	24.4	11.2	7.3	6.6	7.3	8.9	10.9	11.2
65°	3201.2	1547.1	31.4	20.5	8.6	5.6	5.6	6.6	8.6	10.6	10.9
67.5°	3002.0	1302.3	24.4	16.2	6.6	4.3	4.6	6.3	8.3	10.6	10.9
69°	2654.9	1064.9	20.8	12.9	5.6	4.0	4.3	6.3	8.3	10.2	10.6
70°	2384.4	899.1	18.5	10.9	5.0	4.0	4.3	5.9	8.3	10.2	10.6
72.5°	1597.0	485.5	14.9	7.9	4.6	3.6	3.6	5.9	7.9	9.9	10.2
75°	686.3	134.1	11.9	5.6	4.0	3.3	3.3	5.6	7.6	9.6	10.2
77.5°	125.5	34.0	9.6	5.0	4.0	3.3	3.0	5.3	7.3	9.2	9.6
80°	49.9	16.8	7.6	4.3	3.6	3.0	2.6	5.0	6.9	8.9	9.2
82.5°	30.1	9.6	6.3	4.0	3.6	2.6	2.3	4.3	6.6	8.6	8.9
85°	24.4	6.6	5.0	4.0	3.3	2.6	2.0	4.0	5.9	8.3	8.6
87.5°	11.9	4.6	4.6	3.6	3.3	2.6	2.0	3.6	5.6	7.9	8.3
90°	0.0	0.0	0.0	0.0	0.0	0.0	0.0	0.0	0.0	0.0	0.0

(END OF REPORT)